

Measurement Sentence Frames: Set 2 – Comparing Weight

Standard: K.MD.A.1 Describe measurable attributes of objects, such as length or **weight**. Describe several measurable attributes of a single object.

The math sentence frames in this pack provide opportunities for students to read sight words in context while building math vocabulary related to the measurable attributes of objects. Each frame can be completed in several ways with support provided through pictures. This set includes cards to make the following sentence frames:

The _____ is heavier than the _____.

The _____ is lighter than the _____.

The _____ and the _____ are heavier than the _____.

The _____ and the _____ are lighter than the _____.

Some students will benefit from repeated practice with different vocabulary using one sentence frame. After building and reading aloud several different sentences they can choose one sentence to write and illustrate. Students requiring a challenge can make a mini-book showing different variations of the sentence frames.

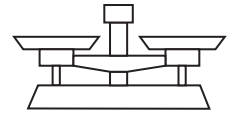
It is intended that these sentence frames be used in a Math Center where students are engaged in comparing the weight of the different objects shown on the picture cards using hefting or balance scales. Prepare a basket of these materials ahead of time.

Print, laminate and cut apart all cards in the set. Paste a copy of each sentence frame on the outside of an envelope and place the matching word and picture cards inside. Before placing the cards in the Math Center introduce the cards and materials to students and model building sentences using a pocket chart. Once students are familiar with how to use the cards place them in the Math Center and encourage students to build, write and illustrate sentences independently.



Measurement Sentence Frames

Set 2



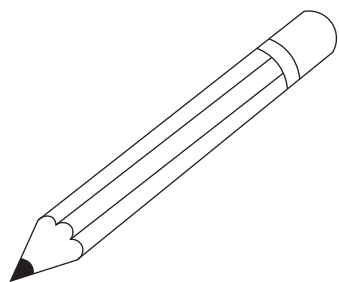
Materials: Measurement Sentence Frames Set 2 cards, basket of objects shown on picture cards, balance scales

1. Choose two objects. Place one object in each pan on the balance scales. Which is lighter?
2. Use the word and picture cards to make a sentence describing the weight of the two objects.

The  feather is lighter than the  box of crayons .

3. Read your sentence to your math partner. Does it make sense?
4. Write and illustrate your sentence.

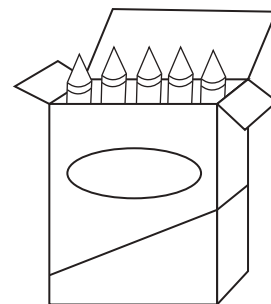
The _____ is heavier than the _____.



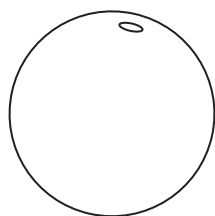
pencil



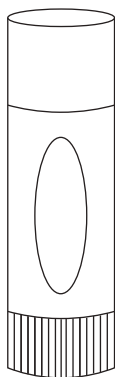
feather



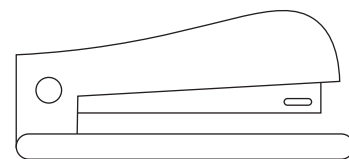
box of crayons




orange




glue stick



stapler



marble



apple



The

is

heavier

than

the

The

is

heavier

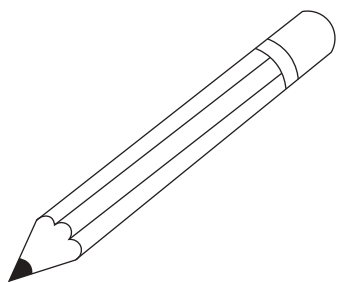
than

the

and

are

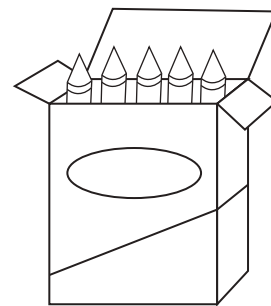
The _____ is lighter than the _____.



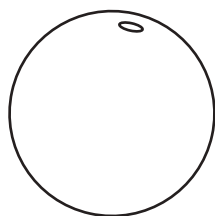
pencil



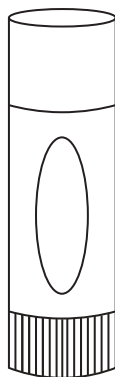
feather



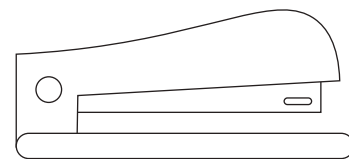
box of crayons



orange



glue stick




stapler



numeral card



apple



The

is

lighter

than

the

The

is

lighter

than

the

and

are